

# DPCMS Virtual Learning

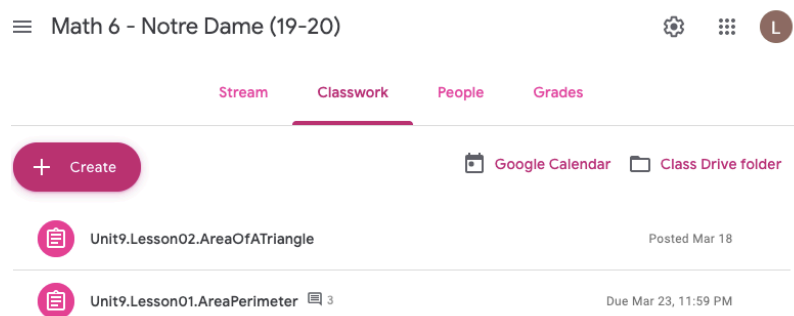

## How to Login to Online Platforms

\*All apps used for online learning will be accessible through Clever.\*

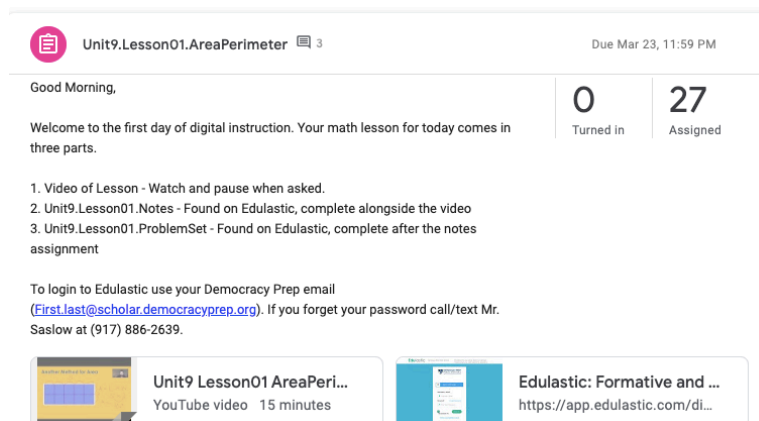
\*For tech trouble, please reach out to Ms. Amesquita at (347) 364-3041\*

### How to complete assignments through Google Classroom:

- 1) Go to [clever.com/in/dpps](https://clever.com/in/dpps)
- 2) Log in with google using your DP Scholar Account ([firstname.lastname@scholar.democracyprep.org](mailto:firstname.lastname@scholar.democracyprep.org))
- 3) Click on the icon for Google Classroom
- 4) Click on the subjects you are assigned to according to the scholar schedule
- 5) Click on Classwork to see the list of assignments



- 6) Watch all pre-recorded videos and complete all assignments posted and then press submit



**How to log into Zoom for live Tutoring or Advisory:**

- 1) Go to [clever.com/in/dpps](https://clever.com/in/dpps)
- 2) Log in using your DP Scholar Account  
([firstname.lastname@scholar.democracyprep.org](mailto:firstname.lastname@scholar.democracyprep.org))
- 3) On Clever, Click your teacher's name for the class you are attending.
- 4) On the teacher's page, click the Zoom Icon to join tutoring or advisory session.

